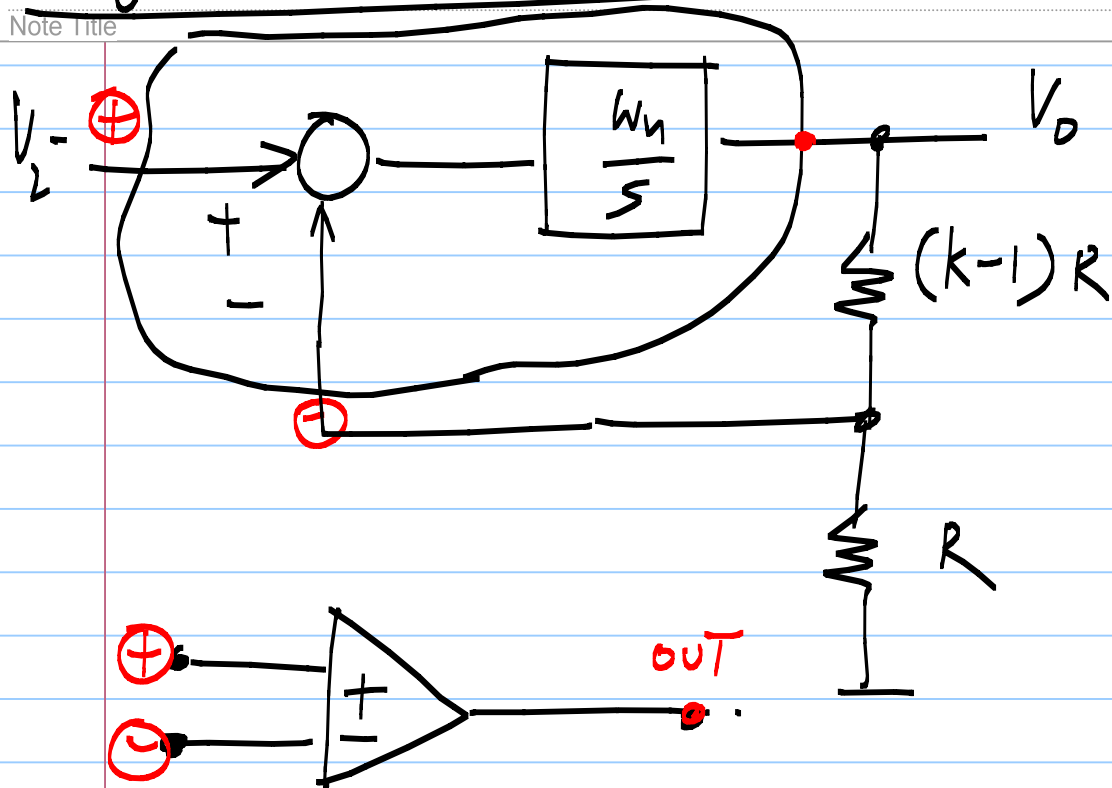


Negative feedback amplifier implementation:

Note Title

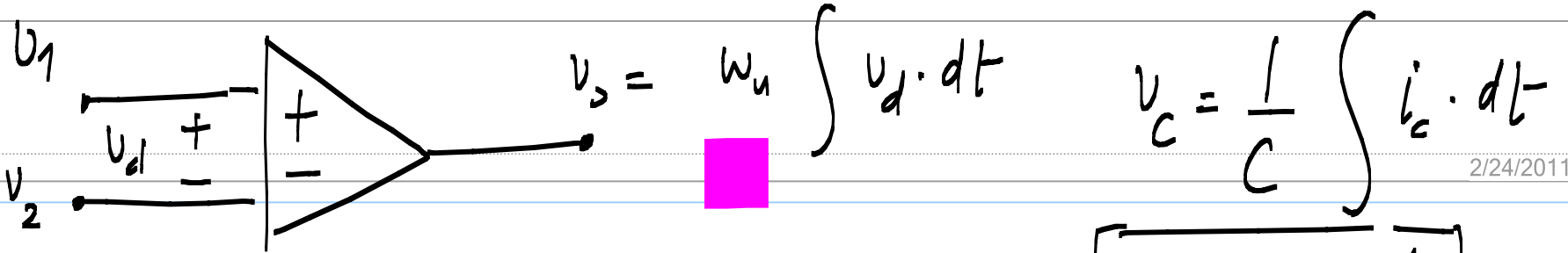
2/24/2011




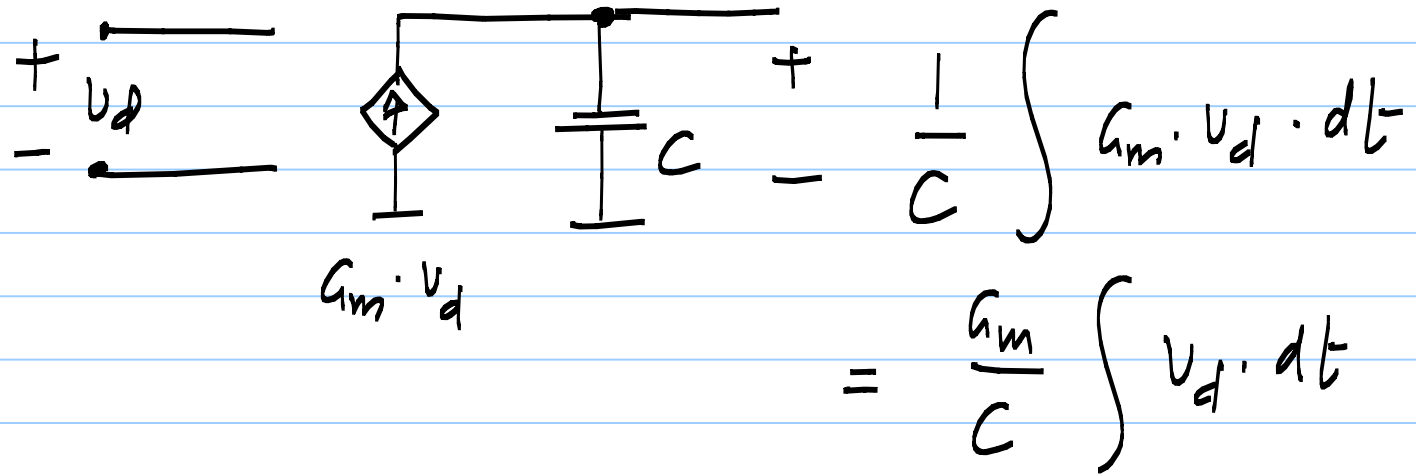
R, L, C
integration

$$V_c = \frac{1}{C} \int i_c \cdot dt$$

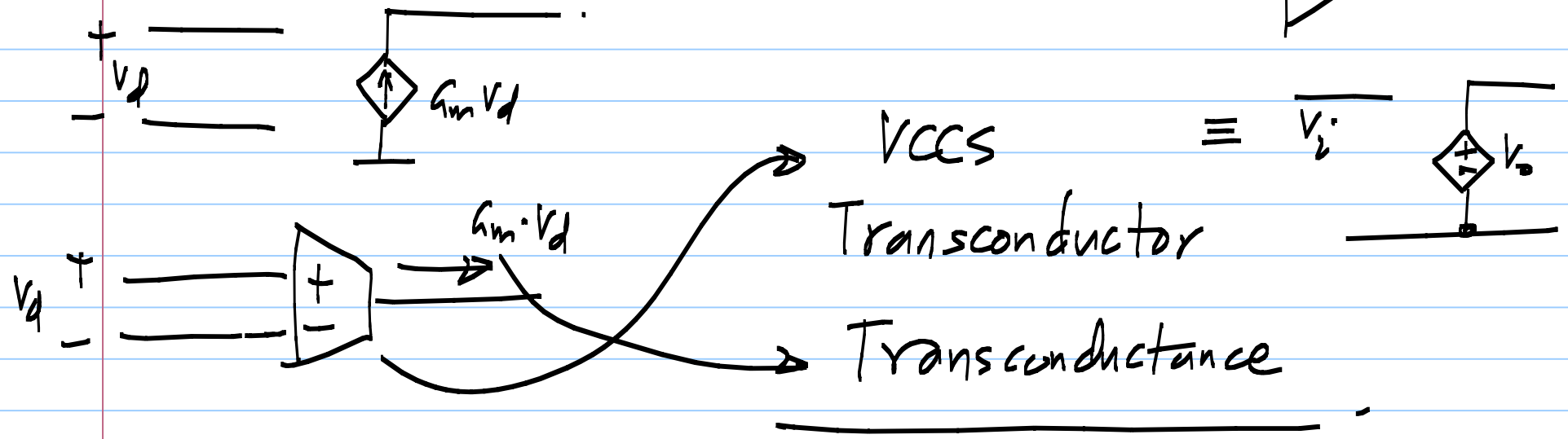
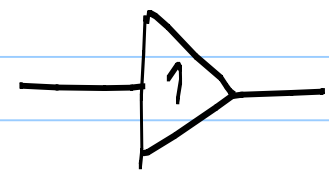
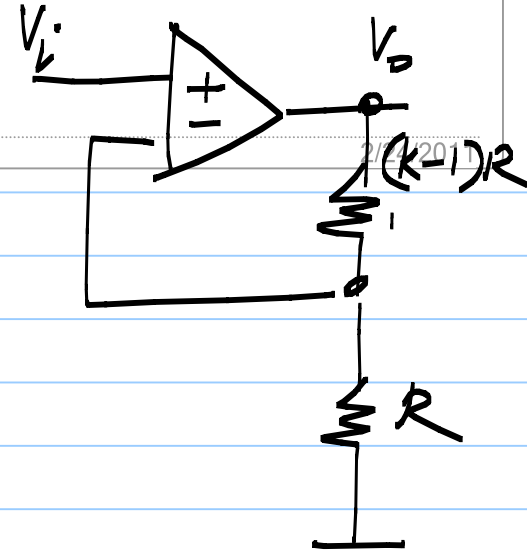
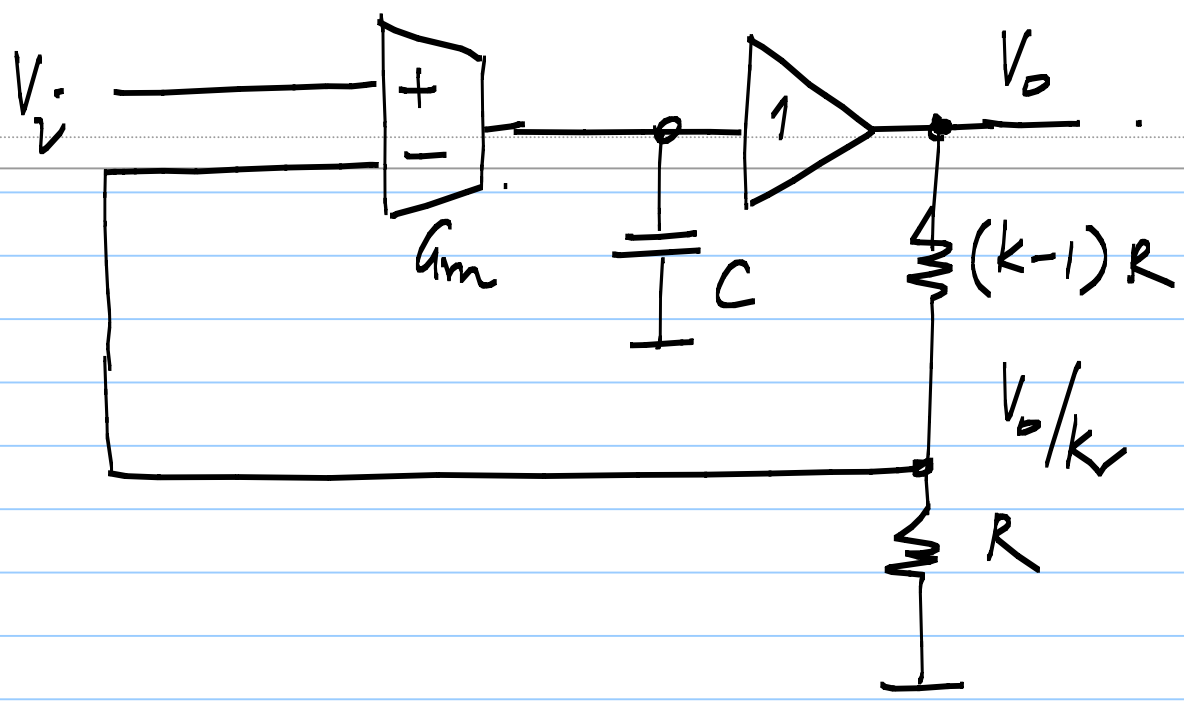
$$i_L = \frac{1}{L} \int v_L \cdot dt$$

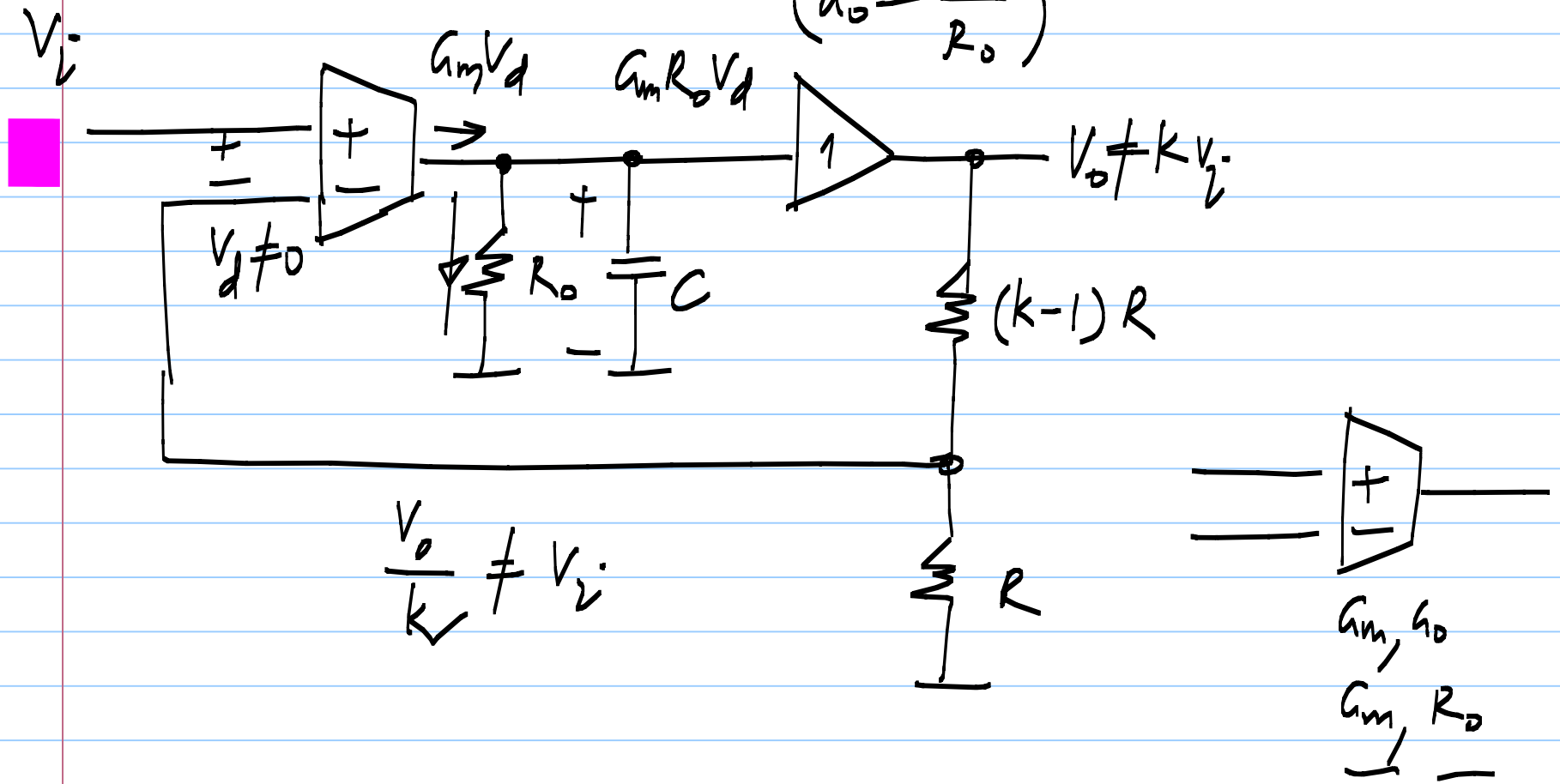
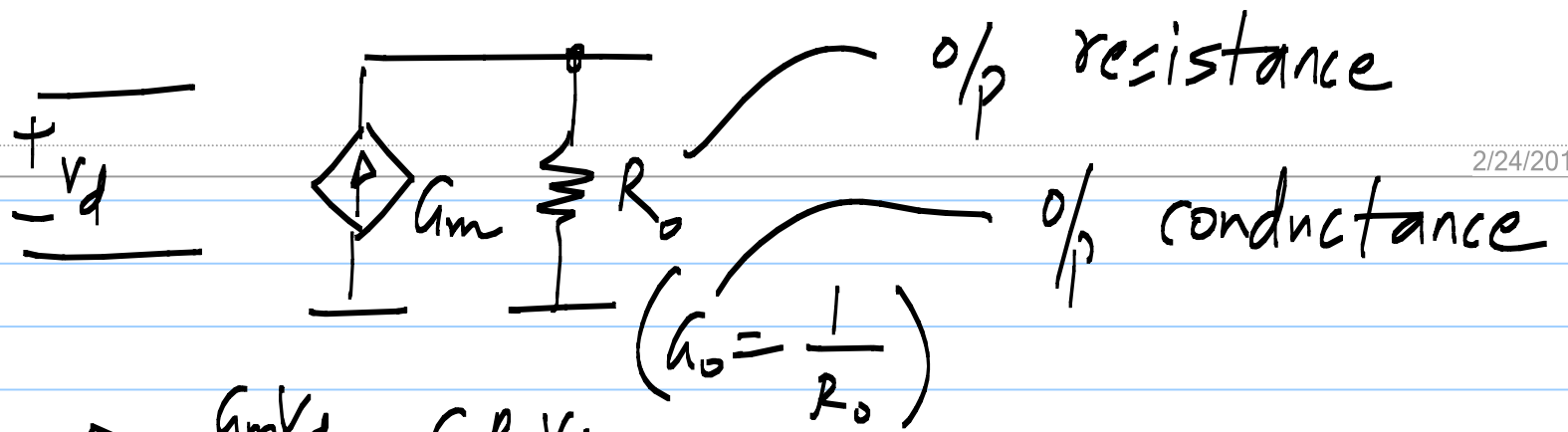


$$w_u = \frac{g_m}{C}$$



Note Title

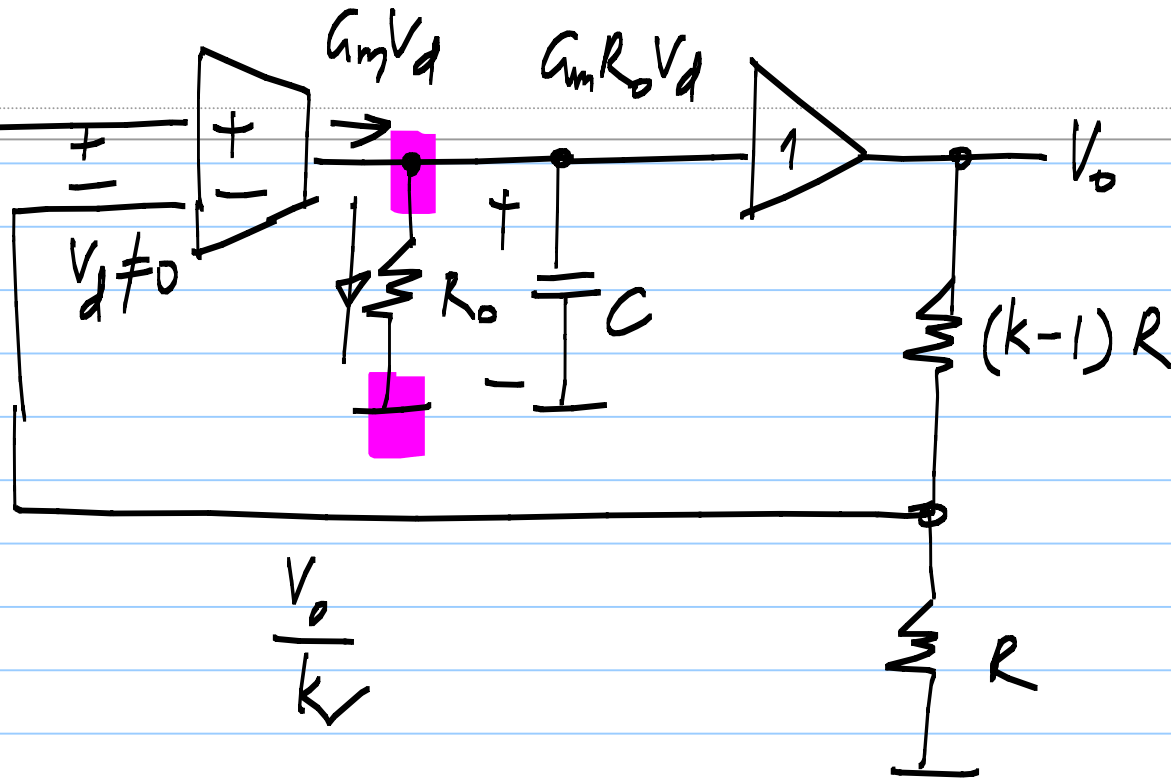




V_i

Note Title

2/24/2011

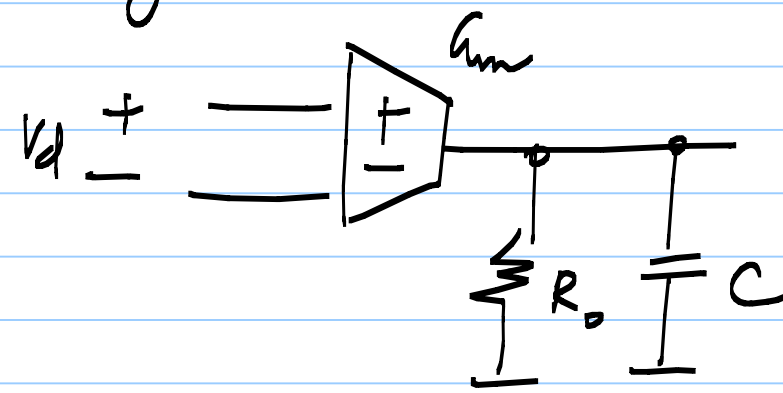
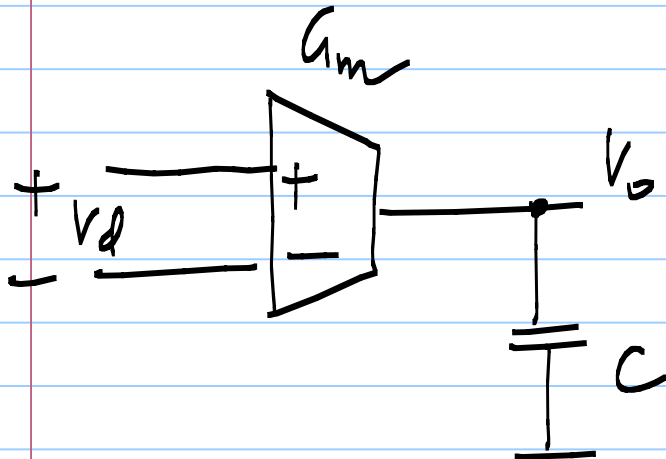


$$(V_i - V_o/k) G_m R_o = V_o \quad (\text{constant } V_i)$$

$$V_o = \frac{G_m R_o}{1 + (G_m R_o/k)} \cdot V_i = k V_i \quad R_o = \infty$$

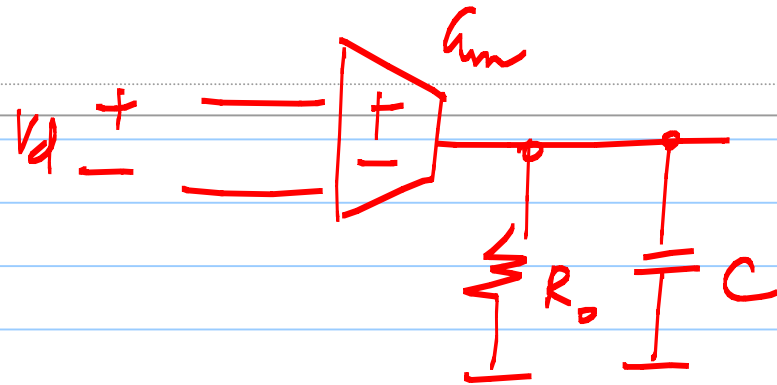
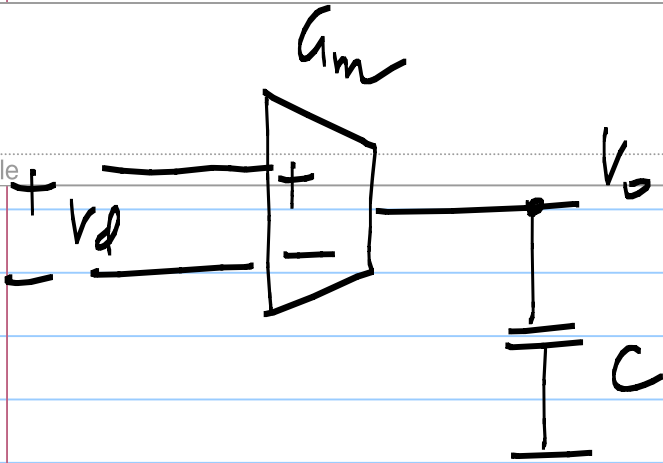
$$V_o = \frac{G_m R_o}{1 + \frac{G_m R_o}{k}} \quad V_i = k \cdot \frac{1}{1 + \frac{k}{G_m R_o}} \cdot V_i$$

ideal gain error



$$\frac{V_o}{V_d} = \frac{G_m}{sC}$$

$$\frac{V_o}{V_d} = \frac{G_m}{\frac{1}{R_o} + sC}$$

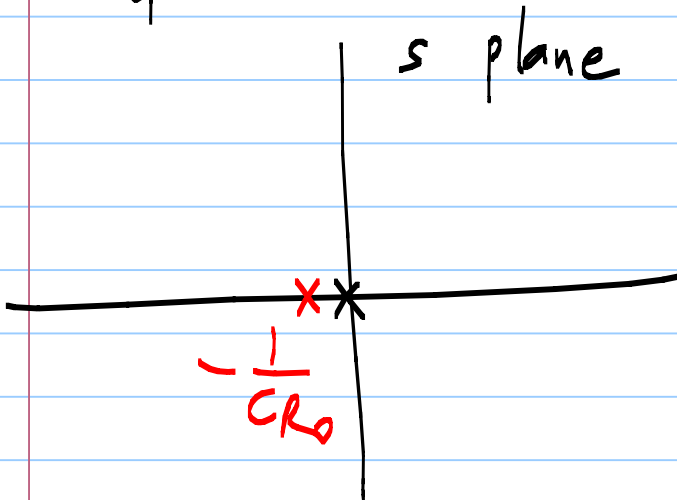


$$\frac{v_o}{v_d} = \frac{G_m}{sC}$$

$$\frac{v_o}{v_d} = \frac{G_m}{\frac{1}{R_o} + sC}$$

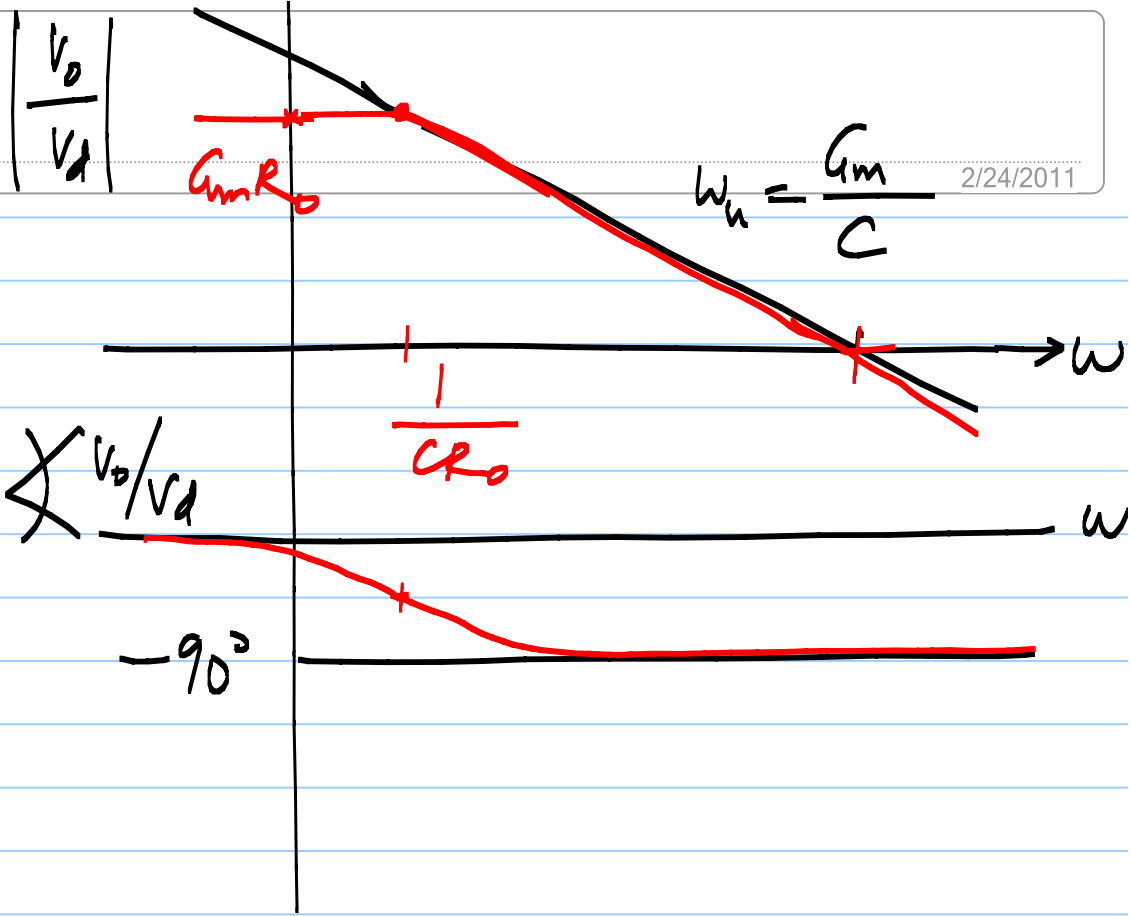
$$= \frac{G_m R_o}{1 + sC R_o}$$

Pole : $-\frac{1}{C R_o}$



Note Title

$$\frac{v_o}{v_d} = \frac{G_m}{sC}$$



$$\frac{v_o}{v_d} = \frac{G_m}{sC + 1/R_o}$$

$$= \frac{G_m}{sC + G_o}$$

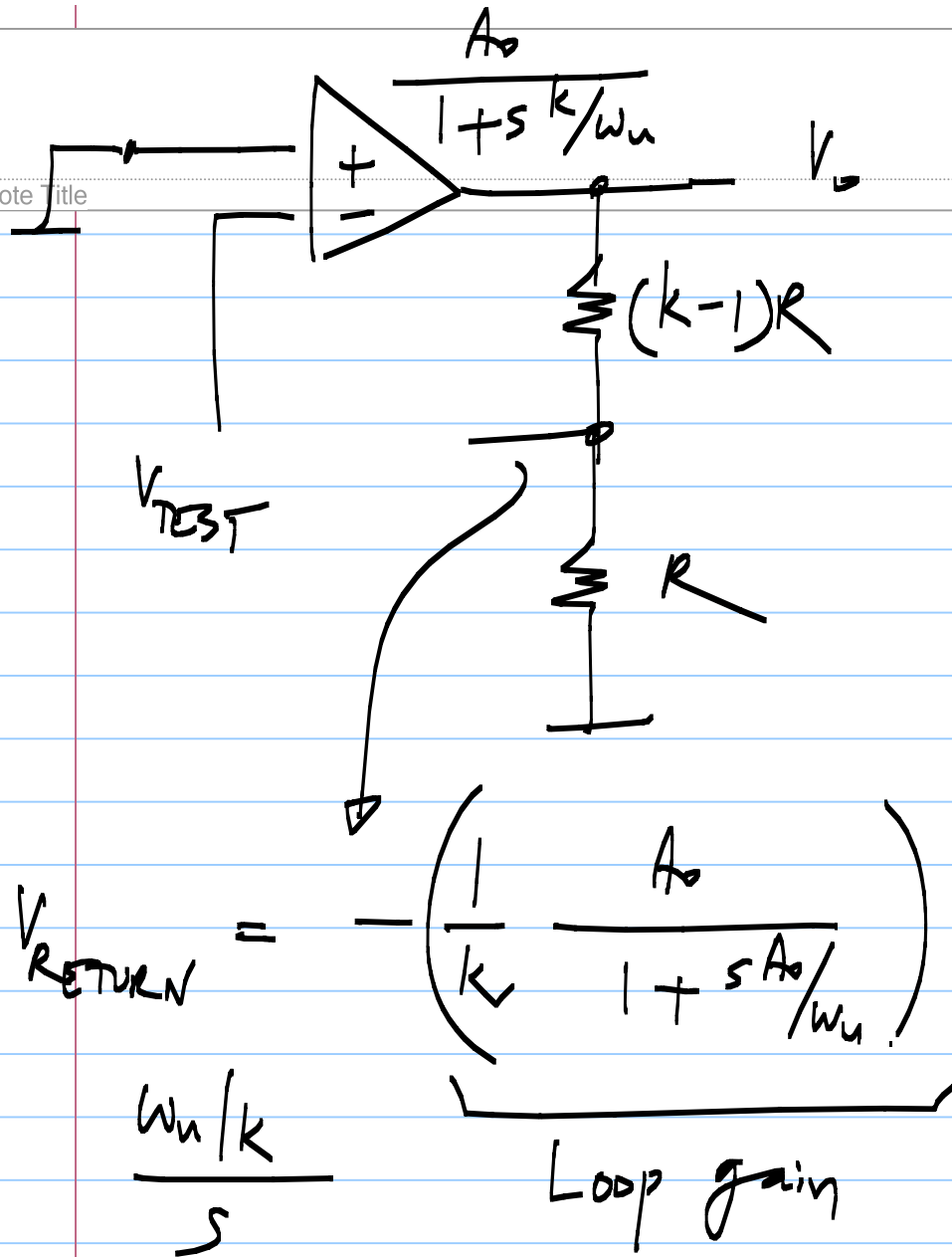
$$= \frac{G_m R_o}{1 + sC R_o}$$

$$\left| \frac{G_m}{j\omega C + 1/R_o} \right| = 1$$

$$G_m^2 = \omega^2 C^2 + \frac{1}{R_o^2}$$

$$\omega^2 = \frac{G_m^2}{C^2} - \left(\frac{1}{C R_o} \right)^2$$

Note title



$$\frac{G_m R_0}{1 + s C R_0} = \frac{A_0}{1 + s \left(\frac{A_0}{\omega_u} \right)}$$

$$= \frac{G_m}{s C + \frac{1}{R_0}}$$

$$= \frac{1}{\frac{s C}{G_m} + \frac{1}{G_m R_0}} = \frac{1}{\frac{s}{\omega_u} + \frac{1}{A_0}}$$

$G_m R_0 = A_0$	pole: $-\left(\frac{\omega_u}{A_0} \right)$
$\omega_u = \frac{G_m}{C}$	

$$\text{Loop gain} = \frac{A_0/k}{1 + s/\omega_n}$$

(used to be $\frac{\omega_n/k}{s}$)

$$\text{dc loop gain} = \frac{A_0}{k}$$

(" ∞)

$$\text{Closed loop gain} = k \cdot \frac{1}{1 + \frac{k}{g_m R_0}}$$

(" k)

$$\text{relative error} = \left(\frac{k/g_m R_0}{1 + \frac{k}{g_m R_0}} \right)$$

reciprocal

$$\approx \frac{k}{g_m R_0} = \left(\frac{k}{A_0} \right)$$

Opamp (integrator):

Note Title

2/24/2011

* VCCS & a capacitor

- use a buffer @ the output

* VCCS has a finite R_o

- steady state (dc) error in the output

- opamp has a finite dc gain A_o (A_o)

- pole moves from the origin to $-\frac{1}{CR_o}$ ($-\frac{\omega_H}{A_o}$)

* Finite dc loop gain $\frac{A_o}{K}$

- rel. error in the dc gain = $\left(\frac{K}{A_o}\right)$

Need to implement $k = 10$

$$9.9 < k < 10.1$$

$$9.99 < k < 10.01$$

$$\text{relative error} = 1\% = \frac{k}{A_0}$$

$$\therefore \frac{A_0}{k} = \frac{1}{0.01} = 100$$

$$\underline{\underline{G_m R_o = A_0 = 1000}}$$

$$\frac{A_0}{k} = \frac{1}{0.001} = 1000 \Rightarrow A_0 = 10000$$

rel. error

$$\frac{10 - 9.9}{10}$$

$$= 0.01$$

$$\underline{\underline{(1\%)}}$$

$$\frac{10 - 9.99}{10}$$

$$= 0.001$$

$$= 0.1\%$$

opamp gain:

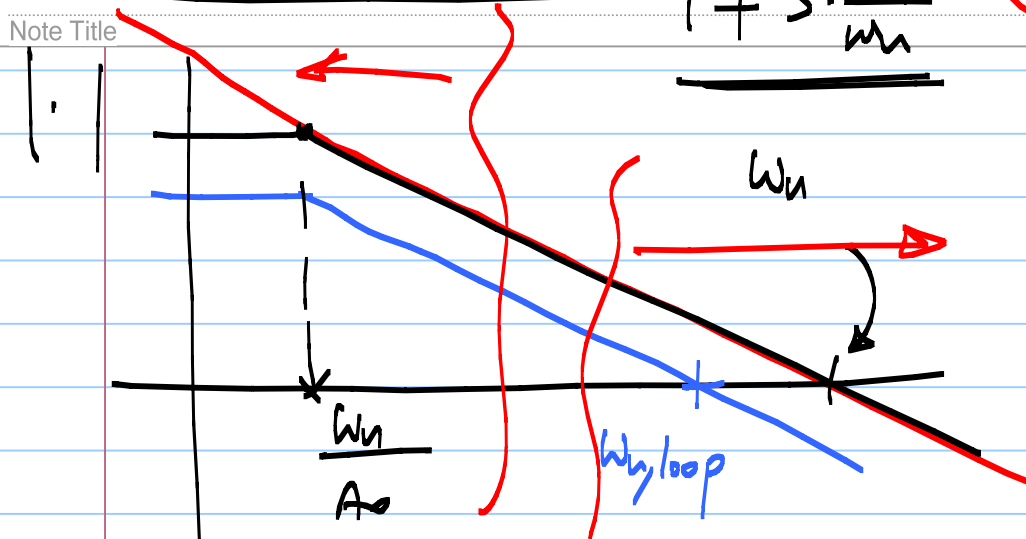
$$\frac{A_0}{1 + s \cdot \frac{A_0}{\omega_u}}$$

$$\frac{\omega_u}{s}$$

Loop gain: $\frac{A_0/k}{1 + s \cdot \frac{A_0}{\omega_u}}$

Note Title

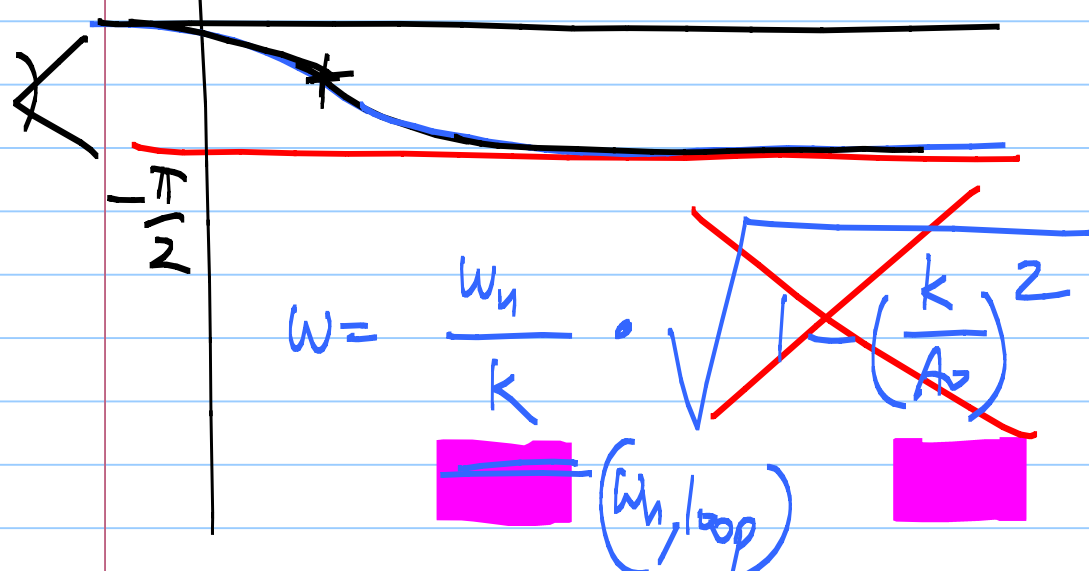
2/24/2011



$$\omega_{u,loop}: \left| \frac{A_0/k}{1 + s \cdot \frac{A_0}{\omega_u}} \right| = 1$$

$$\left(\frac{A_0}{k} \right)^2 = 1 + \omega^2 \left(\frac{A_0}{\omega_u} \right)^2$$

$$\omega^2 = \frac{\omega_u^2}{A_0^2} \left(\left(\frac{A_0}{k} \right)^2 - 1 \right)$$



$$\omega = \frac{\omega_u}{k} \cdot \sqrt{1 - \left(\frac{k}{A_0} \right)^2}$$

(omega_u, loop)
(omega_u, loop)

$$\omega = \omega_u \sqrt{\left(\frac{1}{k} \right)^2 - \left(\frac{1}{A_0} \right)^2}$$